
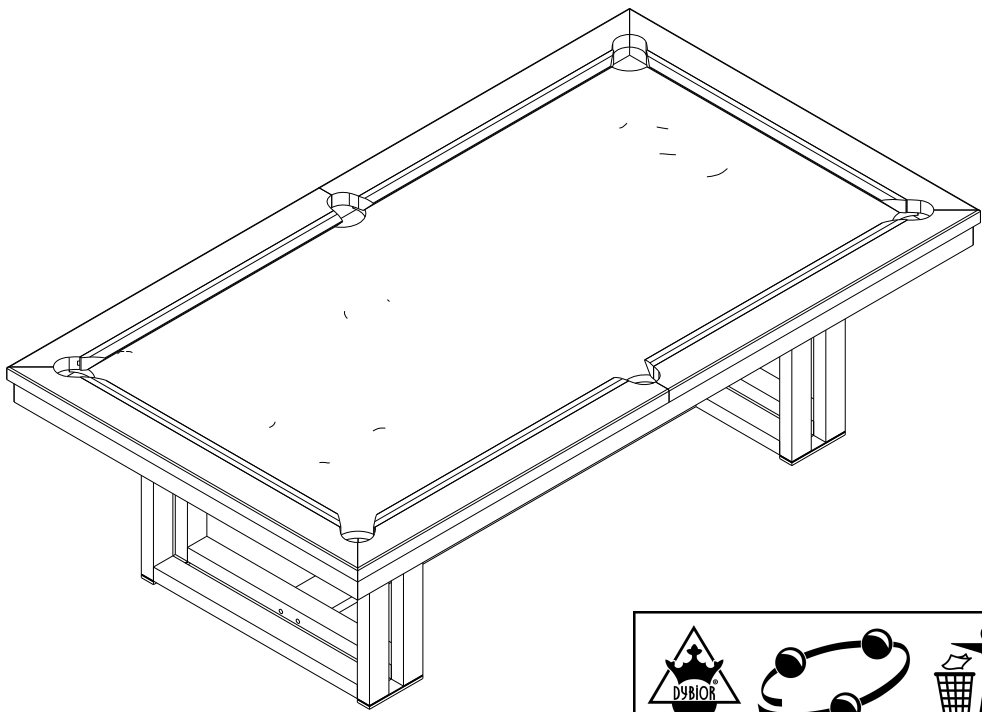



















8' TRILLIUM



TRILLIUM TABLE
ASSEMBLY INSTRUCTIONS
AUFBAUANLEITUNG

TRILLIUM HARDWARE

PACKAGE	ITEM#	SAMPLE	DESCRIPTION	QTY.
LEG/PANEL	H1		HEX HEAD CROSS BOLT 3/8" X 1-3/16" (M10X30mm)	4
	H2		FLAT WASHER 3/8" I.D.	4
	H3		HEX HEAD CROSS BOLT 1/2" X 1-3/16" (M12X30mm)	8
	H4		FLAT WASHER 1/2" I.D.	8
BEAM/BLOCK	H5		HEX HEAD CROSS BOLT 5/16" X 3-1/8" (M8X80mm)	16
	H6		FLAT WASHER 5/16" I.D.	16
RAIL/POCKET/SLATE	H7		FLAT HEAD SCREW 1/4" X 2" (M6X50mm)	12
	H8		STUD BOLT 5/16" X 5-1/2" (M8X140mm)	2
	H9		STUD BOLT 5/16" X 3-1/2" (M8X88mm)	4
	H10		FLAT WASHER 5/16" I.D.	12
	H11		HEX NUT 5/16" I.D.	12
	H12		HEX HEAD CROSS BOLT 5/16" X 1" (M8X25mm)	16
	H13		FLAT WASHER 5/16" I.D.	16
	H14		HEX HEAD CROSS BOLT 5/16" X 1-7/16" (M8X36mm)	12
	H15		FLAT WASHER 5/16" I.D.	12
	H16		HEX HEAD CROSS BOLT 3/8" X 2-3/8" (M10X60mm)	18
	H17		DOME WASHER 3/8" I.D.	18

TRILLIUM COMPONENT PARTS



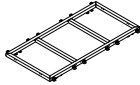



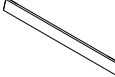


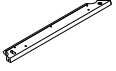



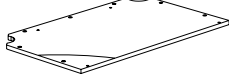
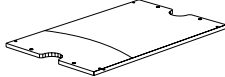
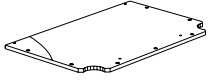
PACKAGE	ITEM#	SAMPLE	DESCRIPTION	QTY.
LEG	1		LEG	2
	2		LEG CENTER BEAM	1
FRAME(PANEL)	3		CABINET	1
	4		LONG WOODEN BLOCK	4
	5		SHORT WOODEN BLOCK	4
	6		SIDE APRON	2
	7		END APRON	2
	8		APRON JOINT CORNER BLOCK	4
TOP RAIL	9		TOP RAIL LEFT SIDE	2
	10		TOP RAIL RIGHT SIDE	2
	11		TOP RAIL END	2
POCKET	12		SIDE POCKET	2
	13		CORNER POCKET	4
SLATE	14		SLATE (LEFT)	1
	15		SLATE (CENTER)	1
	16		SLATE (RIGHT)	1

FIG.1

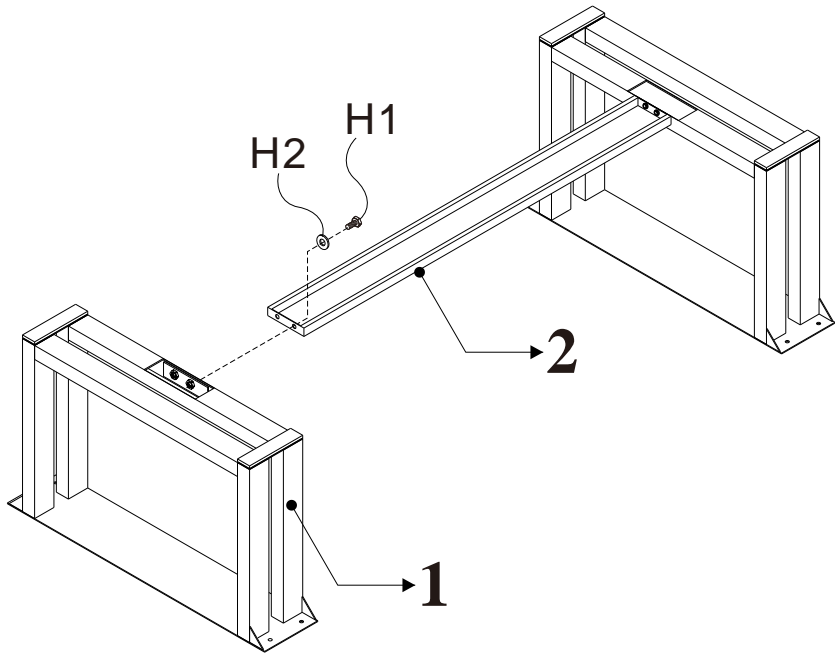


FIG.2

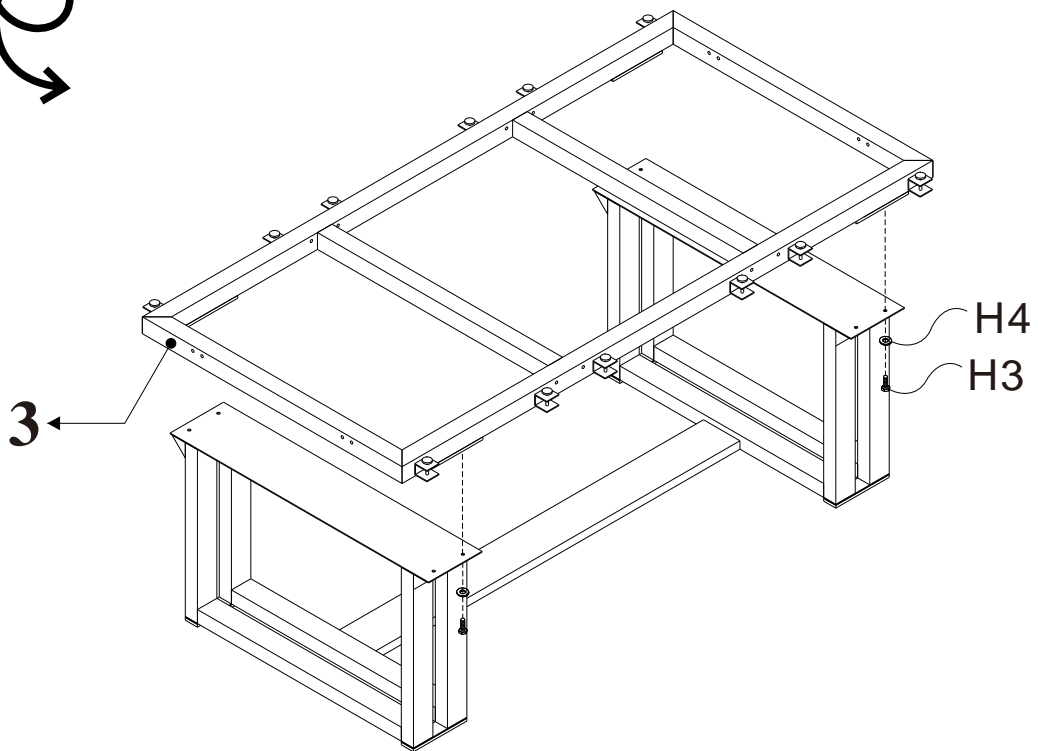


FIG.3

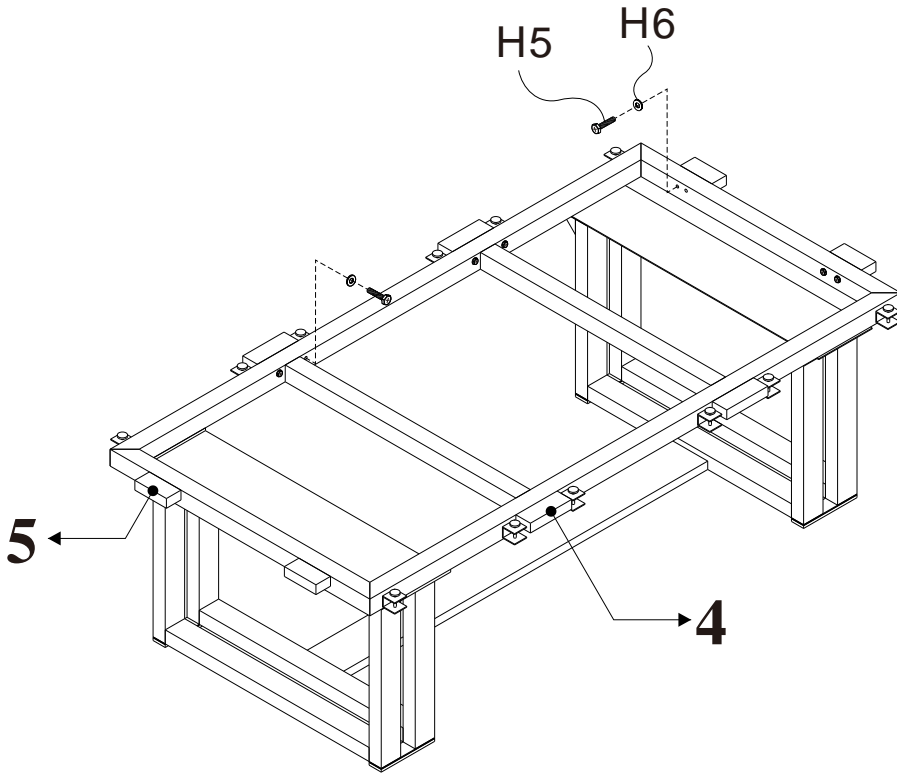


FIG.4

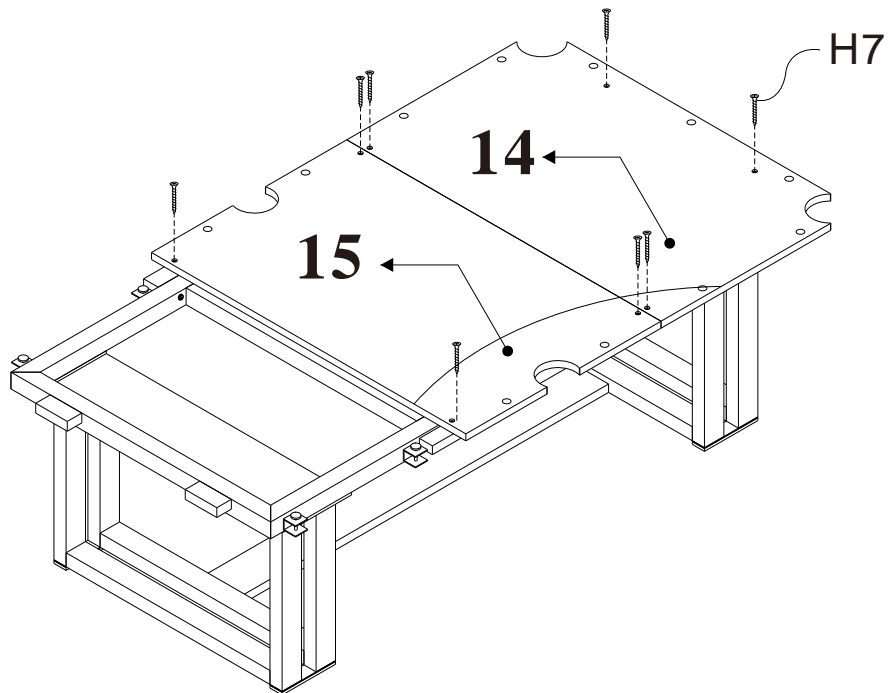
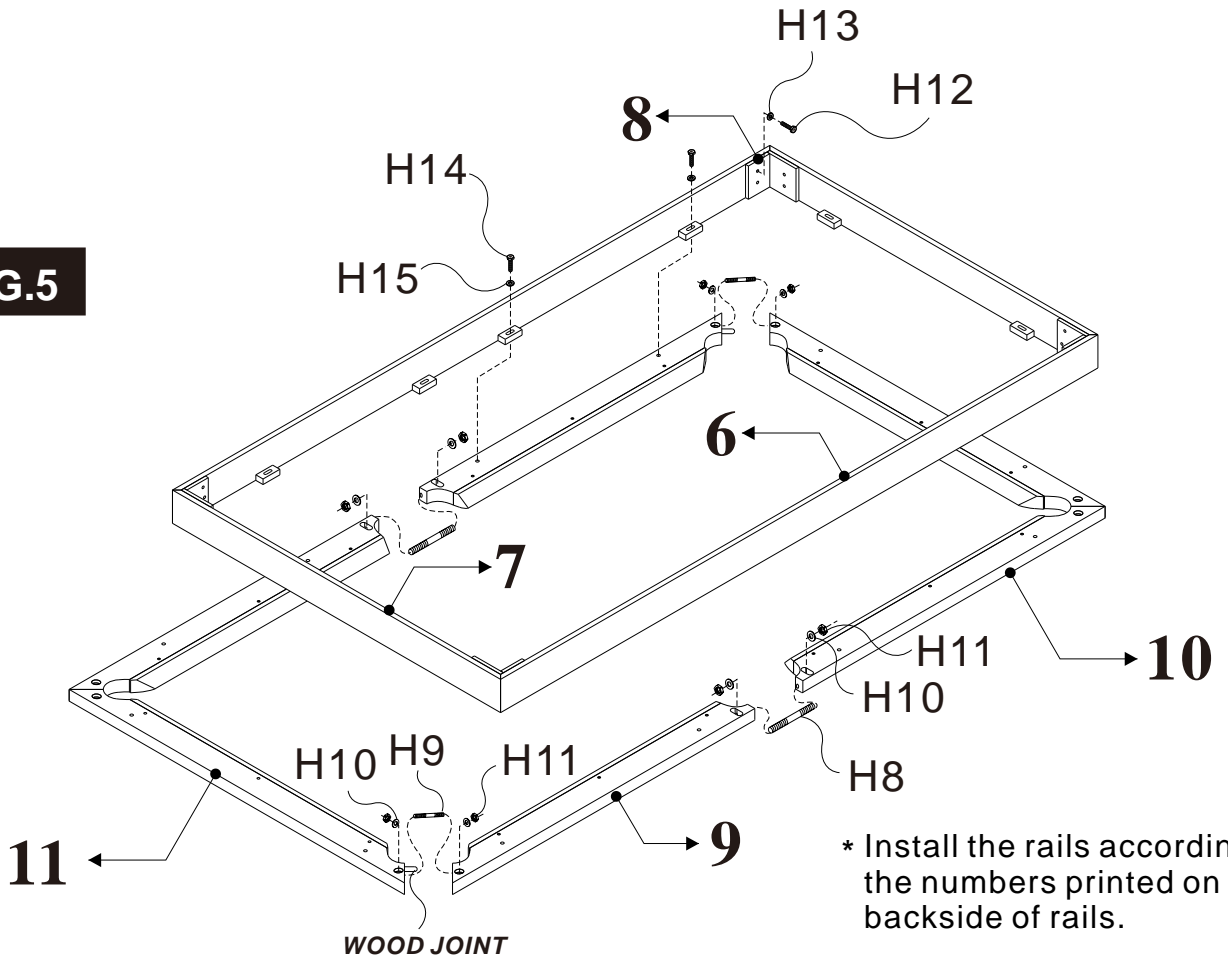


FIG.5



Finish

